

Masonite® Fiberglass Entry Systems



Beauty IN THE DETAILS®

Masonite. The Beautiful Door.®

 *Masonite*®

Introducing the ultimate collection of fiberglass entry doors...

Masonite offers an incredible variety of fiberglass entry doors. The Barrington® door is the essence of luxury and performance. Barrington features distinct raised moulding, authentic wood-grain texture and proprietary glass designs. The Belleville® line includes a tremendous variety of panel configurations and sizes. Belleville has a high-definition panel profile and is offered with a smooth or textured wood-grain surface. Oakcraft® has a textured wood-grain surface and includes all traditional designs. All Masonite fiberglass doors feature high-performance fiberglass facings and square-edge construction for maximum performance and authentic wood door appearance.



BARRINGTON®
Fiberglass Entry Doors

LIMITED
Lifetime
WARRANTY

Textured Fiberglass

- Hardwood door beauty – Barrington® features Masonite's authentic hardwood texture in both Oak and Mahogany
- Distinct raised moulding
- Proprietary glass designs
- Custom glazing frame profile and architecturally correct alignment
- Unique panel configurations
- 3'6" x 8'0" doors available



BELLEVILLE®
Fiberglass Entry Doors

LIMITED
Lifetime
WARRANTY

Textured Fiberglass

- Belleville Textured features Masonite's authentic hardwood texture in Oak and Mahogany
- High-definition panel profile
- Compatible with Masonite's extensive line of Specialty™ Glass
- Traditional and unique panel configurations
- Wide selection of 8'0" doors
- 7'0" doors now available



Oakcraft®
Wood-grain Textured
FIBERGLASS ENTRY DOORS

LIMITED
25
YEAR
WARRANTY

Textured Fiberglass

- Oakcraft® has a textured wood-grain surface
- Oakcraft has a traditional ovolo panel profile
- Oakcraft is compatible with Masonite's extensive line of Specialty™ Glass
- Traditional panel configurations and limited selection of 8'0" doors



BELLEVILLE®
Fiberglass Entry Doors

LIMITED
Lifetime
WARRANTY

Smooth Fiberglass

- Belleville® Smooth features an incredibly smooth surface ideal for painting
- High-definition panel profile
- Compatible with Masonite's extensive line of Specialty™ Glass
- Traditional and unique panel configurations
- Wide selection of 8'0" doors
- 7'0" doors now available

Standard Features:

on all Masonite® Fiberglass Entry Doors

- True square-edge design
- Engineered stiles
- Internal lock reinforcement
- Rot-resistant bottom rail
- High-performance fiberglass facings
- All units utilizing Masonite's Specialty™ decorative glass feature 1" insulated triple-pane glass inserts

Unique Features:

differentiation for each line of Masonite® Fiberglass Entry Doors...

BARRINGTON®
Fiberglass Entry Doors

BELLEVILLE®
Fiberglass Entry Doors

Oakcraft®
WOODGRAIN TEXTURED
FIBERGLASS ENTRY DOORS



OAK MAHOGANY



CRAFTSMAN



SIERRA™



SMOOTH TEXTURED



OAKCRAFT®

		SURFACE	DESIGN SIZE/OFFERING	PANEL MOULDING OR STICKING	GLAZING	
Barrington®	Oak	Masonite's state-of-the-art, variable-depth, authentic hardwood, Oak texture	Extensive collection of unique designs, reminiscent of authentic hardwood doors, 6'8" & 8'0" heights, plus 3'6" widths available	Beautiful raised moulding integrated into the facing (no plant-on applique)	Factory-glazed with proprietary, decorative glass in brass (BR1), antique black (BR2) & platinum (BR3) caming; custom glazing frames to match panel moulding, architecturally correct alignment between glazing frame & panel moulding	
	Mahogany	Masonite's authentic hardwood, Mahogany texture				
	Craftsman	Masonite's straight-grain hardwood, Oak texture and authentic hardwood, Mahogany texture	Available in 3'0" x 6'8"		Mission or Craftsman style with three recessed panels	Factory-glazed with custom glazing system with three glazing options: (Clear, BC4 or BC5)
	Sierra™	Masonite's authentic hardwood, Mahogany texture	Available in 6'8" & 8'0" heights, plus 3'6" widths available		Classic wide profile replicates southwestern architecture	Sierra is the first opaque Barrington door offered with a choice of four factory glazed sidelites available in brass (BR1), antique black (BR2) & platinum (BR3) or clear (BS1)
Belleville®	Smooth	Smooth	Extensive collection of both Smooth & Textured designs; both traditional and unique; 6'8", 7'0" & 8'0" heights available	Belleville high-definition panel profile	Compatible with Masonite's complete line of Specialty™ Glass glazing inserts	
	Textured	Masonite's state-of-the-art, variable-depth, authentic hardwood, Oak and Mahogany texture				
Oakcraft®		Oakcraft traditional deep wood-grain texture	Expanded offering of 6'8", 7'0" & 8'0" designs	Standard ovolo (quarter-round) profile	Compatible with Masonite's complete line of Specialty™ Glass glazing inserts. Flush-glazing is also available	



Barrington® Fiberglass Door Collection,
the essence of luxury and performance

Behold the Barrington® Fiberglass Door Collection from Masonite, *defining a new level of luxury in fiberglass entry systems.*



BARRINGTON 2-PANEL WITH 3/4 RECT. BR2 GLASS

High-Performance Fiberglass & Hardwood Door Beauty

Specially engineered fiberglass door facings provide maximum protection and durability. The surface of a Barrington® door produces an authentic wood door appearance by utilizing Masonite's variable depth, wood-grain texture that finishes easily and beautifully. Both oak and mahogany textures are available. Barrington will not dent and resists splitting, cracking and warping.

Custom Glass Frames & Architecturally Correct Alignment


Glazing frames have been specifically designed to match the panel moulding in both profile design and width. All raised moulding profiles align vertically on the surface of the door to avoid overlapping onto the surface of the stile.

Raised Moulding

Distinct raised moulding is standard on all Barrington doors – reminiscent of hand-crafted hardwood doors.



BARRINGTON® MAHOGANY 2-PANEL WITH 3/4 OVAL BR2 GLASS



BARRINGTON® 3-PANEL WITH HALF CAMBER-TOP BR1 GLASS

Proprietary Decorative Glass Designs

Barrington features a stunning, proprietary collection of Specialty™ decorative glass. Unlike typical fiberglass doors with glass inserts, Barrington doors are factory-glazed with custom-sized inserts to yield wider glass and narrower stiles & rails – similar to authentic hardwood doors.

Engineered Stiles

Hinge and lock stiles feature matching hardwood edge providing excellent dimensional stability.



True Square-Edge Design

The square-edge design of Barrington offers an attractive wood door appearance and permits easy field machining.

Internal Blocking


Lock area is reinforced with a lock block to provide a solid mounting surface for decorative hardware.

Rot-Resistant Bottom Rail

A high-performance, composite material is utilized on all Barrington bottom rails, giving excellent rot-resistance.



BARRINGTON® MAHOGANY 2-PANEL WITH 3/4 OVAL BR3 GLASS



Oak

Masonite. The Beautiful Door.®

Mahogany

TOP LEFT: BARRINGTON® 2-PANEL WITH 3/4 OVAL, BR1 GLASS
 BOTTOM LEFT: BARRINGTON® 1-PANEL WITH FULL OVAL AND FULL SIDELITES, BR2 GLASS
 CENTER: BARRINGTON® (OAK/MAHOGANY) 2-PANEL WITH 3/4 OVAL, BR1 GLASS

TOP RIGHT: BARRINGTON® 3-PANEL WITH HALF CAMBER-TOP AND FULL SIDELITES, BR2 GLASS
 BOTTOM RIGHT: BARRINGTON® MAHOGANY 2-PANEL WITH 3/4 OVAL AND 3/4 SIDELITES, BR2 GLASS, S-900 TRANSOM

Available Sizes & Designs

Width x Height	1PNL WITH FULL OVAL GLASS	2PNL WITH 3/4 OVAL GLASS	2PNL WITH 3/4 RECT. GLASS	3PNL WITH 1/2 CAMBER-TOP GLASS	8PNL PARLIAMENT WITH CENTER ARCHED GLASS	3/4 GLASS SIDELITE	FULL GLASS SIDELITE
3'0" x 6'8"	■	■ ●	■	■	■		
3'0" x 8'0"		■ ●	■	■	■		
3'6" x 8'0"		■ ●	■	■	■		
1'0" x 6'8"						■ ●	■
1'0" x 8'0"						■ ●	■
1'2" x 6'8"						■ ●	■
1'2" x 8'0"						■ ●	■

■ Barrington® Oak ● Barrington® Mahogany Note: All Barrington® doors and sidelites are offered factory-glazed only with a choice of three glass designs. BR2 line art shown in table above (BR1 and BR3 available in all designs).



BR1 Glass
(Brass Caming)



BR3 Glass
(Platinum Caming)



BR2 Glass
(Antique Black Caming)

Transoms

BR1
(Brass)



S-869



E-869



T-869

BR2
(Antique Black)



S-900



E-900



T-900

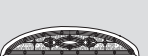


C38-900

BR3
(Platinum)



S-725



E-725



T-725



C-725



C38-725



Barrington® Craftsman Fiberglass Door Series from Masonite...



The Barrington® Craftsman Series beautifully complements Mission or Craftsman style architecture with the durability of fiberglass. The Barrington® Craftsman features three recessed panels and a unique one-lite glazing system. This door is factory-glazed with a custom glazing system and profile that matches the panel (sticking) design for an extra clean look. The surface is available in a straight-grain

hardwood texture and Masonite's authentic hardwood mahogany texture. A matching one-panel/one-lite sidelite panel is also available to provide even more configurations. Barrington® Craftsman offers a simple, clean and classic look and is available with three glazing options including a choice of two dramatic, decorative Specialty™ Glass designs or clear insulated glass.

High-Performance Fiberglass & Hardwood Door Beauty

Barrington® Craftsman combines the performance of fiberglass with the beauty of authentic hardwood textures. The Craftsman surface is available in a straight-grain hardwood texture and Masonite's authentic hardwood mahogany texture – beautifully complementing Mission or Craftsman style homes.

Custom Glazing System

The Craftsman door is factory-glazed with a unique glazing system. The glass is integrated into the design of the door, maintaining the simple, clean look of the panel sticking (profile) without the use of traditional glazing frames.

Proprietary Decorative Glass Designs

Craftsman features a stunning, proprietary collection of Specialty™ decorative glass. Unlike typical fiberglass doors with glass inserts, Barrington doors are factory-glazed. Clear insulated glass is also offered.

Dentil Shelf Kit

Barrington® Craftsman is offered with an optional Dentil Shelf Kit. All necessary items are included in the kit: dentil shelf, adhesive and instructions.

Simulated Divided Lite Kit (SDL)

Barrington Craftsman is offered with an optional SDL Kit. This Kit will give you the option to add one or two bars to your door to give the appearance of a divided lite. Each kit includes all the necessary items: 4 bars, adhesive and instructions.

True Square-Edge Design

The square-edge design of Barrington offers an attractive wood door appearance and permits easy field machining.

Engineered Stiles


Hinge and lock stiles feature matching hardwood edge providing excellent dimensional stability.

Internal Blocking


The lock area is reinforced with a lock block to provide a solid mounting surface for decorative hardware.

Rot-Resistant Bottom Rail

A high-performance, composite material is utilized on all Barrington bottom rails, giving excellent rot-resistance.



BARRINGTON® CRAFTSMAN WITH BC4 GLASS AND APPLIED DENTIL SHELF



BARRINGTON® CRAFTSMAN MAHOGANY 3-PANEL WITH BS1 GLASS, AND APPLIED DENTIL-SHELF AND SDL KIT



BARRINGTON® CRAFTSMAN WITH BC3 GLASS AND APPLIED DENTIL SHELF



Barrington® Craftsman Oak



Barrington® Craftsman Mahogany

Masonite. The Beautiful Door.®

LEFT: BARRINGTON® CRAFTSMAN WITH BC5 GLASS AND APPLIED DENTIL SHELF
 TOP CENTER: BARRINGTON® CRAFTSMAN WITH BC4 GLASS AND APPLIED DENTIL SHELF

RIGHT: BARRINGTON® CRAFTSMAN MAHOGANY WITH BC4 GLASS AND APPLIED DENTIL SHELF
 BOTTOM CENTER: BARRINGTON® CRAFTSMAN MAHOGANY WITH BS1 GLASS, APPLIED DENTIL SHELF AND SDL KIT


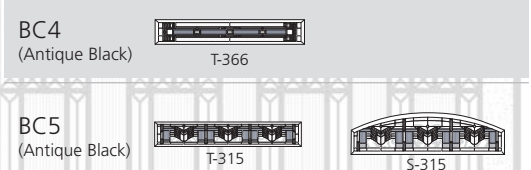
Barrington® Craftsman
Available Sizes & Designs

Width x Height	3PNL CRAFTSMAN WITH 1-LITE			1PNL WITH 1-LITE SIDELITE		
	BC4	BC5	BS1	BC4	BC5	BS1
3'0" x 6'8"	■ ●	■ ●	■ ●			
1'0" x 6'8"				■ ●	■ ●	■ ●
1'2" x 6'8"				■ ●	■ ●	■ ●

Note: All Craftsman doors and sidelites are offered factory-glazed only with a choice of three glass designs. Dentil shelf kits and simulated divided lite kits are optional and can be ordered separately. BS1 is clear insulated glass.

- Straight-Grain Texture
- Mahogany Texture


Transoms



BC4 Glass



BC5 Glass



BS1 Glass



Barrington® Sierra™ & Introducing the New Barrington® Flagstaff™ Fiberglass Doors from Masonite...

Barrington® Sierra™

The Barrington® Sierra™ Series has been engineered to meet the design needs of Southwest, Spanish or Mediterranean style homes. The Sierra Series is available in a choice of 3 designs: 1-panel plank camber-top, 2-panel camber-top and 2-panel plank camber-top. Sierra has a unique, custom panel profile and beautiful Mahogany texture. The Sierra is the first opaque (non-glazed) Barrington door. However, the series does feature a matching full sidelite panel with a choice of clear and three decorative Specialty™ Glass designs.

Barrington® Flagstaff™

Flagstaff is a new look at a classic plank door design incorporating elements of contemporary styling, while staying rooted in more traditional cottage and rustic authentics. While the vertical planks are a familiar feature, the overall clean lines and softened plank edge provide the subtle details that make this a new classic design.

High-Performance Fiberglass & Hardwood Door Beauty

Barrington® Flagstaff™ and Sierra™ combine the performance of fiberglass with the beauty of authentic hardwood textures. The Flagstaff™ and Sierra™ feature a beige-colored fiberglass facing with the beautiful Masonite Mahogany texture – perfect for achieving a Southwest, Spanish or Mediterranean look.

True Square-Edge Design

The square-edge design of Barrington offers an attractive wood door appearance and permits easy field machining.

Engineered Stiles

Hinge and lock stiles feature matching hardwood edge providing excellent dimensional stability.

Internal Blocking

The lock area is reinforced with a lock block to provide a solid mounting surface for decorative hardware.

Rot-Resistant Bottom Rail

A high-performance, composite material is utilized on all Barrington bottom rails, giving excellent rot-resistance.



BARRINGTON® SIERRA™ 2-PANEL CAMBER-TOP

BARRINGTON® SIERRA™ 2-PANEL CAMBER-TOP PLANK

BARRINGTON® SIERRA™ 1-PANEL CAMBER-TOP PLANK

BARRINGTON® FLAGSTAFF™ PLANK



Barrington® Flagstaff™



Barrington® Sierra™

Masonite. The Beautiful Door.®

LEFT: BARRINGTON® FLAGSTAFF™ PLANK
TOP CENTER: BARRINGTON® SIERRA™ 1-PANEL PLANK CAMBER-TOP

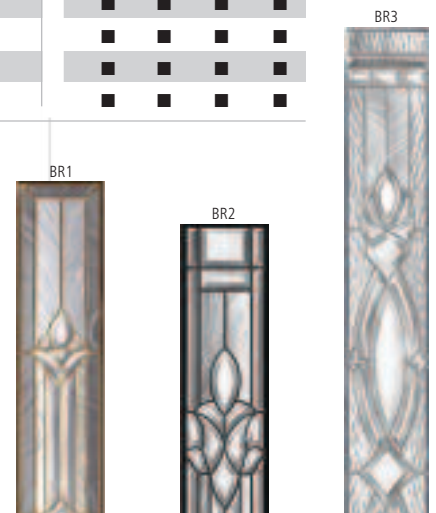
RIGHT: BARRINGTON® SIERRA™ 2-PANEL PLANK CAMBER-TOP
BOTTOM CENTER: BARRINGTON® SIERRA™ 2-PANEL CAMBER-TOP

Barrington® Sierra™ and Flagstaff™

Available Sizes & Designs

	2PNL PLANK CAMBER-TOP	2PNL CAMBER-TOP	2PNL ARCH-TOP	2PNL PLANK ARCH-TOP	1PNL PLANK CAMBER-TOP	1PNL PLANK ARCH-TOP	FLAGSTAFF PLANK	FULL GLASS SIDELITE	BR1	BR2	BR3	BS1
Width x Height												
3'0" x 6'8"	■ 🔥	■ 🔥	■	■	■	■	■					
3'0" x 8'0"	■	■	■	■	■	■	■					
3'6" x 8'0"	■	■	■	■	■	■	■					
1'0" x 6'8"								■	■	■	■	
1'0" x 8'0"								■	■	■	■	
1'2" x 6'8"								■	■	■	■	
1'2" x 8'0"								■	■	■	■	

Note: All Sierra™ sidelites are offered factory-glazed only with a choice of three decorative glass designs. BS1 is clear insulated glass.
 🔥 Available as 20-minute Warnock-Hersey® listed fire door (features an engineered solid core). Must be installed in accordance with NFPA 80 guidelines. Positive pressure (Part I or Part II) rating requires a listed gasket.





*Barrington® Sierra™ with AvantGuard™
Spanish Cedar prefinished fiberglass.
A work of art without compromise...*



AvantGuard™
SPANISH CEDAR
PREFINISHED FIBERGLASS

Some would call a beautiful wood door with little to no maintenance a dream. We call it AvantGuard™. Unlike any other door, AvantGuard perfectly blends beauty and durability into one patented package by combining the aesthetics of wood with the durability of fiberglass.

Authentic Graining

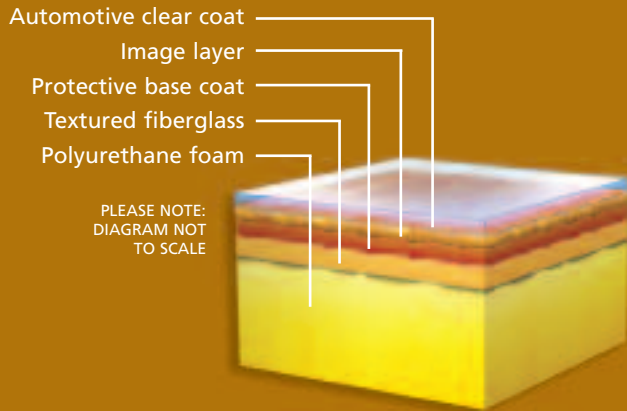
What makes AvantGuard superior is its appearance. Rather than simply spreading stain over a textured fiberglass facing, an image layer is applied to a protective primer layer. This image is an authentic reproduction of actual Spanish Cedar Lumber.

Why Spanish Cedar?

Spanish Cedar has been long appreciated for its rich color palette, complex grain variation and ability to withstand harsh climates. It showcases the capability of the AvantGuard process to replicate Mother Nature's masterpiece with authenticity and durability. Its natural variations allow it to blend with many species of popular wood such as Pine, Oak, Cedar, Mahogany, and a long list of others.

AvantGuard™

Ultimate durability: Five layers of defense



1. Automotive clear coat – Protects the door from UV rays and normal wear and tear.
2. Image layer – UV stable image layer provides real wood aesthetic
3. Protective base coat – Provides stability and adhesion between the image layer and the low-maintenance fiberglass shell.
4. Textured fiberglass – Masonite's exclusive formula of fiberglass is more stable when subjected to temperature swings.
5. Polyurethane foam – Insulates your home and adheres the door components together.



These photos of a production door showcase the color spectrum and depth capabilities of the AvantGuard process. Custom finished hardwood stiles provide the final touches.

Unprecedented 5 year finish warranty

Finally, a five year limited warranty which doesn't require top coating in the middle of the warranty period. It also covers up to the full purchase price.

Sierra™ door panel is covered by a limited lifetime warranty. See www.masonite.com for full details.



AvantGuard – The ideal fusion of wood & fiberglass

Nothing says welcome home or impresses guests like your front door. A wood door did this best, but who wants the maintenance? You don't have to compromise any longer. Masonite's AvantGuard finish looks just like the real thing, without the nagging maintenance, while saving you money on your energy bill.

Barrington® Sierra™ with AvantGuard Spanish Cedar Prefinished Fiberglass – Available Sizes & Designs

Width x Height	2-PNL PLANK CAMBER-TOP		2-PNL PLANK ARCH-TOP		FULL GLASS SIDELITE	
	BR2	BS1	BR2	BS1	BR2	BS1
3'0" x 6'8"	■	■				
3'0" x 8'0"	■	■				
3'6" x 8'0"	■	■				
1'0" x 6'8"			■	■		
1'0" x 8'0"			■	■		
1'2" x 6'8"			■	■		
1'2" x 8'0"			■	■		

Note: All Sierra sidelites are offered factory-glazed only with one decorative glass design. BS1 is clear insulated glass.

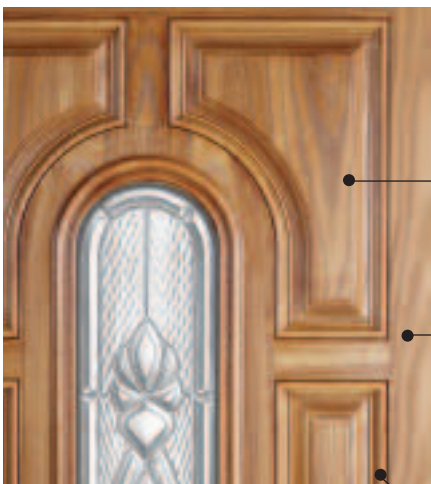
DOOR FINISH

CRITERIA	STAINED* WOOD	AVANTGUARD	STAINED* FIBERGLASS
Appearance Authenticity	High	High	Medium
Top Coating Required	Yearly	After 5 Years	After 2-3 Years
Finish Warranty	1 Year	5 Year	2+ Years
Energy Star Rating**	Southern Zone Only	All Zones	All Zones
Weatherability	Low	High	Medium

* Stained finish refers to a conventional stain and topcoat system. ** Refers to doors without glass.

BELLEVILLE[®]
Fiberglass Entry Doors

*Belleville[®] Oak Texture & Introducing the
New Mahogany Textured Fiberglass Door Collection,
shaping grand entryways with great looks and maximum design flexibility*



BLT-203-725-7



The Belleville[®] Fiberglass Door Collection from Masonite, demonstrates superior beauty and architectural design with maximum flexibility.

High-Performance Fiberglass & Hardwood Door Beauty

Specially engineered fiberglass door facings provide maximum protection and durability. Belleville[®] will not dent and resists splitting, cracking and warping.

Masonite's Variable-Depth Wood-Grain Texture


The surface of a Belleville[®] textured door produces an authentic wood door appearance by utilizing Masonite's variable-depth, wood-grain texture that finishes easily and beautifully.

- The Belleville[®] 6-Panel Camber-Top Textured features a straight-grain hardwood texture.

High-Definition Panel Profile

Belleville[®] features a high-definition panel profile creating excellent shadow lines and distinct panel designs.

- The Belleville[®] 6-Panel Camber-Top features a custom shaker panel profile for an additional architectural feature.



BLT-137-900-3

Specialty[™] Glass Inserts

All Specialty[™] decorative glass inserts feature a triple-pane 1" insulated assembly providing maximum design selection and performance.

Engineered Stiles

Hinge and lock stiles feature laminated lumber providing excellent dimensional stability.

Internal Blocking

Lock area is reinforced to provide a solid mounting surface for decorative hardware.




True Square-Edge Design

The square-edge design of Belleville offers an attractive wood door appearance and permits easy field machining.

Rot-Resistant Bottom Rail

A high-performance, composite material is utilized on all Belleville bottom rails, giving excellent rot-resistance.



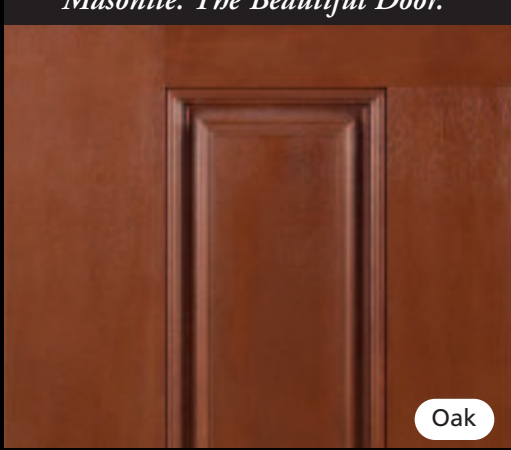
BELLEVILLE[®] MAHOGANY TEXTURED 6-PANEL WITH ALSTON[™] GLASS, BMT-106-338-2



BELLEVILLE[®] 8-PANEL PARLIAMENT WITH PANAMA[™] GLASS, BLT-203-725-7



Mahogany



Oak



Masonite. The Beautiful Door.®

TOP LEFT: 8'0" BELLEVILLE® TEXTURED MAHOGANY WITH ALSTON™ GLASS, DOOR: 8'0" BMT-404-338-2
 BOTTOM LEFT: BELLEVILLE® TEXTURED WITH MARQUISE™ GLASS, DOOR: BLT-203-778-7, SIDELITES: BLTSL-450-778-1
 CENTER: BELLEVILLE® TEXTURED MAHOGANY/BELLEVILLE TEXTURED WITH NAPLES™ GLASS BMT/BLT-106-366-2

TOP RIGHT: BELLEVILLE® TEXTURED WITH MONACO™ GLASS, DOOR: BLT-137-315-3
 BOTTOM RIGHT: BELLEVILLE® TEXTURED WITH AURORA™ GLASS, DOOR: BLT-404-207-2,
 SIDELITES: BLTSL-450-207-1, TRANSOM: T-207

Available Sizes & Designs

	FLUSH	1PNL ARCH	2PNL SQUARE-TOP	3PNL ARCH-TOP	4PNL BLANK-TOP	4PNL NEW ENGLAND	6PNL BLANK-TOP	6PNL	6PNL CAMBER-TOP*	8PNL PARLIAMENT	1/2 GLASS SIDELITE	3/4 GLASS SIDELITE	FULL SIDELITE
Width x Height													
2'0" x 6'8"	■ 🔥												
2'0" x 7'0"	■ 🔥												
2'0" x 8'0"	■ 🔥												
2'6" x 6'8"	■ 🔥							■					
2'6" x 7'0"	■ 🔥							■					
2'6" x 8'0"	■							■					
2'8" x 6'8"	■ 🔥	■	■ 🔥	■	■	■ 🔥	■	■ 🔥	■				
2'8" x 7'0"	■ 🔥							■ 🔥					
2'8" x 8'0"	■		■					■					
2'10" x 6'8"	■ 🔥	■	■ 🔥	■	■	■ 🔥	■	■ 🔥	■	■			
2'10" x 7'0"	■ 🔥							■ 🔥					
2'10" x 8'0"	■		■					■		■			
3'0" x 6'8"	■ 🔥	■	■ 🔥	■	■	■ 🔥	■	■ 🔥	■	■			
3'0" x 7'0"	■ 🔥							■ 🔥					
3'0" x 8'0"	■		■					■		■			
3'6" x 8'0"								● ■					
1'0" x 6'8"								●			■	■	● ■
1'0" x 7'0"													■
1'0" x 8'0"											■	■	● ■
1'2" x 6'8"											■	■	● ■
1'2" x 7'0"													■
1'2" x 8'0"											■	■	● ■

Notes: ● = Belleville® Mahogany Textured ■ = Belleville® Oak Textured ¹Features narrow panel layout. 🔥 Available as 20-minute Warnock-Hersey® listed fire door (features an engineered solid core)
 Must be installed in accordance with NFPA 80 guidelines. Positive pressure (Part I or Part II) rating requires a listed gasket.
 *6 Panel Camber-Top features a straight-grain hardwood texture

BELLEVILLE®
Fiberglass Entry Doors

Belleville® Smooth Fiberglass Door Collection,
shaping grand entryways with great looks and maximum design flexibility

The Belleville® Fiberglass Door Collection from Masonite,
demonstrates superior beauty and architectural design with maximum flexibility.



BLS-203-315-7

High-Performance Fiberglass & Hardwood Door Beauty

Specially engineered fiberglass door facings provide maximum protection and durability. Belleville® will not dent and resists splitting, cracking and warping.


Belleville® Smooth

All Belleville® designs are also offered with an incredibly smooth surface, ideal for painting and decorating.

High-Definition Panel Profile

Belleville® features a high-definition panel profile creating excellent shadow lines and distinct panel designs.

- The Belleville® 6-Panel Camber-Top features a custom shaker panel profile for an additional architectural feature.



BLS-137-315-3



BELLEVILLE® 6-PANEL CAMBER-TOP WITH MONACO™ GLASS, BLS-137-315-3

Specialty™ Glass Inserts

All Specialty™ decorative glass inserts feature a triple-pane 1" insulated assembly providing maximum design selection and performance.

Engineered Stiles

Hinge and lock stiles feature laminated lumber providing excellent dimensional stability.

Internal Blocking

Lock area is reinforced to provide a solid mounting surface for decorative hardware.



True Square-Edge Design

The square-edge design of Belleville offers an attractive wood door appearance and permits easy field machining.

Rot-Resistant Bottom Rail

A high-performance, composite material is utilized on all Belleville bottom rails, giving excellent rot-resistance.



BELLEVILLE® 8-PANEL PARLIAMENT WITH MONACO™ GLASS, BLS-203-315-7



Masonite. The Beautiful Door.®



Belleville® Smooth



TOP LEFT: 8'0" BELLEVILLE® SMOOTH WITH AURORA™ GLASS, DOOR: 8'0" BLS-201-207-7, SIDELITES: 8'0" BLSSL-151-207-1
 BOTTOM LEFT: BELLEVILLE® SMOOTH WITH ZAVALLA™ GLASS, DOOR: BLS-404-537-2
 CENTER: BELLEVILLE® SMOOTH WITH MADRID™ GLASS BLS-228-900-4

TOP RIGHT: BELLEVILLE® SMOOTH WITH NAVARRO™ GLASS, DOOR: BLS-137-793-3, SIDELITES: BLSSL-152-793-X, TRANSOM: T-793
 PANAMA™ GLASS, DOOR: BLS-304-725-3, SIDELITES: BLSSL-450-725-1, TRANSOM: E-725

Available Sizes & Designs

	FLUSH	2PNL SQUARE-TOP	3PNL ARCH-TOP	4PNL BLANK-TOP	4PNL NEW ENGLAND	6PNL BLANK-TOP	6PNL	6PNL CAMBER-TOP	8PNL PARLIAMENT	1/2 GLASS SIDELITE	3/4 GLASS SIDELITE	FULL SIDELITE
Width x Height												
2'0" x 6'8"	● 🔥											
2'0" x 7'0"	● 🔥											
2'0" x 8'0"	● 🔥											
2'6" x 6'8"	● 🔥						● †					
2'6" x 7'0"	● 🔥											
2'6" x 8'0"	●						● †					
2'8" x 6'8"	● 🔥	● 🔥	●	●	● 🔥	●	● 🔥	●				
2'8" x 7'0"	● 🔥						● 🔥					
2'8" x 8'0"	●	●					●					
2'10" x 6'8"	● 🔥	● 🔥	●	●	● 🔥	●	● 🔥	●	●			
2'10" x 7'0"	● 🔥						● 🔥					
2'10" x 8'0"	●	●					●		●			
3'0" x 6'8"	● 🔥	● 🔥	●	●	● 🔥	●	● 🔥	●	●			
3'0" x 7'0"	● 🔥						● 🔥					
3'0" x 8'0"	●	●					●		●			
1'0" x 6'8"										●	●	○ ●
1'0" x 7'0"												○ ●
1'0" x 8'0"										●	●	○ ●
1'2" x 6'8"										●	●	●
1'2" x 7'0"												●
1'2" x 8'0"										●	●	●

Notes: ● = Belleville® Smooth † Features narrow panel layout. 🔥 Available as 20-minute Warnock-Hersey® listed fire door (features an engineered solid core) ○ 10" sidelite available in smooth only
 Must be installed in accordance with NFPA 80 guidelines. Positive pressure (Part I or Part II) rating requires a listed gasket.

Oakcraft® Fiberglass Entry Doors,

adding richness and significance to a home's exterior



Oakcraft® imparts incredible warmth on entryways with the look of natural wood. Paintable or stainable, these doors provide years of low-maintenance satisfaction. Oakcraft Entry Doors accentuate the personal style of the house and the homeowner with their exceptional, deep wood-grain texture.



True Square-Edge Design

The square-edge design offers an attractive wood door appearance and permits easy field machining.



Deep Wood-Grain Texture

The deep wood-grain texture yields a very realistic wood-like appearance and provides for easy finishing.

Internal Blocking

Lock area is reinforced to provide a solid mounting surface for hardware.



High-Performance Fiberglass Facings

Specially engineered fiberglass door facings provide maximum protection and durability. Oakcraft® will not dent and resist splitting, cracking and warping.

Specialty™ Glass Inserts

All Specialty™ decorative glass inserts feature a triple-pane 1" insulated assembly providing maximum design selection and performance. Double-pane insulated glass inserts and flush-glazed frame designs are also available.

Engineered Stiles

Hinge and lock stiles feature laminated lumber providing excellent dimensional stability.

Rot-Resistant Bottom Rail

A high-performance, composite material is utilized on all Oakcraft® bottom rails, providing excellent rot-resistance.



OAKCRAFT® WITH GEORGIAN™ GLASS, OAK-107-518-2

OAKCRAFT® WITH WOODBRIDGE™ GLASS, OAK-304-443-3



Masonite. The Beautiful Door.®



Oakcraft® Textured



TOP RIGHT: OAKCRAFT® WITH MARQUISE™ GLASS, DOOR: OAK-106-778-2, SIDELITES: OAKSL-129-778-1, TRANSOM: C-646
 BOTTOM RIGHT: OAKCRAFT® WITH NAPLES™ GLASS, DOORS: OAK-404-366-2, SIDELITES: OAKSL-450-366-1, TRANSOM: T-366


Available Sizes & Designs

Width x Height	FLUSH	3PNL ARCH-TOP	4PNL BLANK-TOP	4PNL NEW ENGLAND	4PNL EYEBROW	6PNL	9PNL	FLUSH SIDELITE	1PNL SIDELITE	1PNL WITH 3/4 LITE SIDELITE
2'0" x 6'8"	■ 🔥									
2'0" x 7'0"	■ 🔥									
2'0" x 8'0"	■									
2'6" x 6'8"	■ 🔥			■		■				
2'6" x 7'0"	■ 🔥			■						
2'6" x 8'0"	■					■				
2'8" x 6'8"	■ 🔥	■	■	■ 🔥	■ 🔥	■ 🔥	■			
2'8" x 7'0"	■ 🔥			■ 🔥						
2'8" x 8'0"	■					■				
2'10" x 6'8"	■ 🔥	■	■	■ 🔥	■ 🔥	■ 🔥	■			
2'10" x 7'0"	■ 🔥			■ 🔥						
2'10" x 8'0"	■					■				
3'0" x 6'8"	■ 🔥	■	■	■ 🔥	■ 🔥	■ 🔥	■			
3'0" x 7'0"	■ 🔥			■ 🔥						
3'0" x 8'0"	■					■				
1'0" x 6'8"								■	○ ■	■
1'0" x 7'0"								■	○ ■	
1'0" x 8'0"								■	■	
1'2" x 6'8"								■	■	■
1'2" x 7'0"								■	■	
1'2" x 8'0"								■	■	

Notes: ■ = Oakcraft® Textured 1 Features narrow panel layout. ○ 10" sidelite available 🔥 Available as 20-minute Warnock-Hersey® listed fire door (features an engineered solid core)
 Must be installed in accordance with NFPA 80 guidelines. Positive pressure (part I or Part II) rating requires a listed gasket.

Smooth & Textured Fiberglass Flush-Glazed Doors,

increase light in any room with the clean look of a flush-glazed fiberglass door



Superior Aesthetics

The flush-glazed feature of smooth and textured Flush-Glazed Entry Doors provides a much cleaner appearance than the traditional glass insert. The glazing bead is flush with the surface of the door and does not have screw holes.

Engineered Durability

Fiberglass Flush-Glazed Doors incorporate cutting-edge fiberglass technology into an exceptionally dent-proof and weather-resistant door.

Durable & Energy Efficient

All smooth and textured Fiberglass Flush-Glazed Doors are manufactured with fiberglass facings – maximizing strength and durability.

Wider Viewing Area

Flush-glazing can brighten up any room with up to 20% more viewing area – standard and wide glass inserts are available.

Superior Strength

The tough fiberglass reinforced construction offers unsurpassed strength and durability.

Factory-Glazed Options:



Note: Internal mini-blinds are a tilt only function.



Available Sizes & Designs

Glass Widths	Door Panel (width x height)								Sidelite Panel (width x height)					
	2'0" x 6'8"	2'0" x 8'0"	2'6" x 6'8"	2'6" x 8'0"	2'8" x 6'8"	2'8" x 8'0"	2'10" x 6'8"	2'10" x 8'0"	3'0" x 6'8"	3'0" x 8'0"	1'0" x 6'8"	1'0" x 8'0"	1'2" x 6'8"	1'2" x 8'0"
14"	●▲	●▲												
20"			●■	●*■*	●■	●*■*								
22"					●■	●*■*	●■	●*■*	●■	●*■*				
26"									●■	●*■*				
7"											■*	■**	■*	■**

Notes: ● = Smooth ■ = Textured * = Internal mini-blinds are NOT available ▲ = Low-E NOT available
 ◆ = Glass insert required is a non-standard width (7" x 80") ✖ = Not available factory glazed, offered as OPEN PANEL ONLY
 Note: Smooth and Textured Flush-Glazed Door Panels are also available "open" (no glass) with stops available for 1" insulated glass insert.

Masonite® Fiberglass Door Finishing Kit



*Staining your fiberglass entry system has never been easier.
The fiberglass staining kit from Masonite comes with everything you need to achieve a high-quality finish.*



Complete Stain Kit:

- ZAR® exterior water-based polyurethane (Qt.)
- ZAR® wood stain (Pt.)
- Mineral spirits (4 oz.)
- Two 2" foam brushes
- One 2-1/2" synthetic bristle brush
- Cheese cloths
- Two stir sticks
- One pair of latex gloves
- Door staining instructions

Stain

Add rich, uniform color to your Oakcraft®, Belleville® or Barrington® fiberglass wood-grain textured door for an authentic wood door appearance. Choose from six distinct stain colors with a variety of shades, from light to dark.

Top Coat


Apply an exterior, UV resistant, water-based polyurethane top-coat. The result is a beautiful clear satin sheen finish.

Stain colors for textured wood-grain doors

With each stain color, a variety of shades, light to dark, can be achieved. Colors are approximate and may vary in actuality to printed materials.



Masonite. The Beautiful Door.®



Beauty IN THE DETAILS™

Masonite's Commitment

At Masonite, employees from all parts of the Company – sales, marketing, research and development, customer service and manufacturing – understand that people love their homes. In the past, homes were purchased to meet functional needs. Today, homes are purchased to meet specific lifestyles and to satisfy the need to create multiple living environments within a single home. To meet these lifestyle needs, Masonite is continually creating new and innovative products that will make every home more beautiful, more valuable and more enjoyable. With the ultimate goal of adding beauty and value to every home, Masonite's products are designed and constructed to exacting standards and specifications. All materials – wood, fiberglass, steel or composites – are engineered and carefully selected to ensure lasting durability and timeless performance. For individuals who are building, renovating or redecorating, Masonite products are certain to beautify and accentuate a wide array of architectural home styles.

08-0342

 *Masonite*®

Masonite®, "Masonite. The Beautiful Door.®," "Beauty IN THE DETAILS™", Belleville®, Barrington®, Flagstaff™, Oakcraft®, Sierra™, Specialty™, Alston™, Aurora™, Cyprus™, Georgian™, Madrid™, Marquise™, Menlo Park™, Monaco™, Naples™, Navarro™, Panama™, Rockland™, Woodbridge™ and Zavalla™ are trademarks of Masonite International Corporation. ZAR is a registered trademark of United Gilsonite Laboratories. Warnock-Hersey is a registered trademark of Intertek Testing Services.
❖ Please check with your Masonite dealer or distributor for current warranty terms and conditions. Our continuing program of product improvement makes specification, design and product detail subject to change without notice.
86910094 0908 PRINTED IN THE USA ©2008 by Masonite International Corporation

www.masonite.com